

**AMI HYDRAULIC COUPLER**

**POWER WEDGE COUPLER**

# **POWER WEDGE**



[www.amiattachments.com](http://www.amiattachments.com)

# POWER WEDGE

## HYDRAULIC WEDGE COUPLER

### THE PRESSURE IS ALWAYS ON FOR SAFETY

Constant system pressure is a significant safety advantage for your crew and is one of many ingenious safety features of the ISO 13031 safety standard compliant AMI Hydraulic Power Wedge Coupler. Connecting and disconnecting attachments quickly, and now safely, provides measurable jobsite productivity.

Take the pressure off your safety record and put it where it counts, inside the locking cylinder of the AMI Hydraulic Power Wedge Coupler.

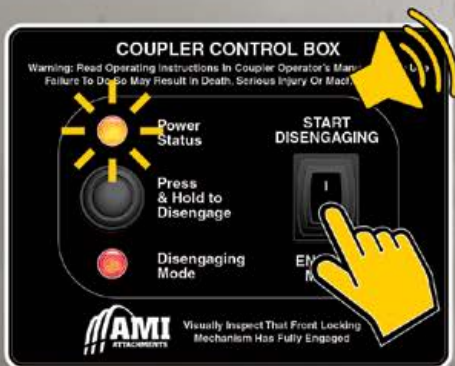


### MEETS ISO 13031 REQUIREMENTS

ISO 13031 is the new global safety standard for quick couplers used on earth-moving machinery. AMI is the only Canadian-made coupler that meets the requirements of this regulatory global standard.

## 2 STAGE IN CAB CONTROLS

Easy to use and designed to prevent unintentional release, the in-cab controls require two unique actions to activate the hydraulic coupler's unlocking sequence.



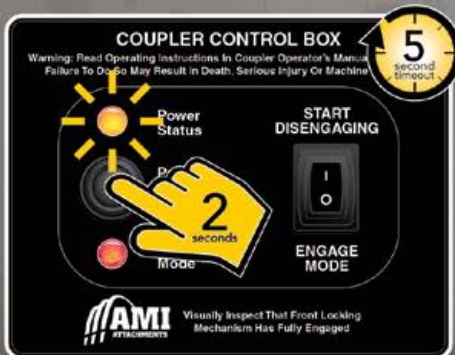
**1.** Start the process by switching the engage mode on. The power status signal indicates that power is on accompanied by a continuous audio alarm.

**2.** Within 5 seconds, press and hold the disengage button for 2 seconds. After 5 seconds the control box times out preventing unintentional activation.

**3.** The Disengaging Mode signal light flashes, indicating the directional valve has now switched hydraulic pressure to the disengage side of the cylinder.


**4.** The audio alarm is now intermittent until the engagement switch is returned to Engaged Mode.

**5.** Hydraulic pressure is now ready to release the coupler however the pressure lock is required, ensuring the bucket is safely positioned before releasing.



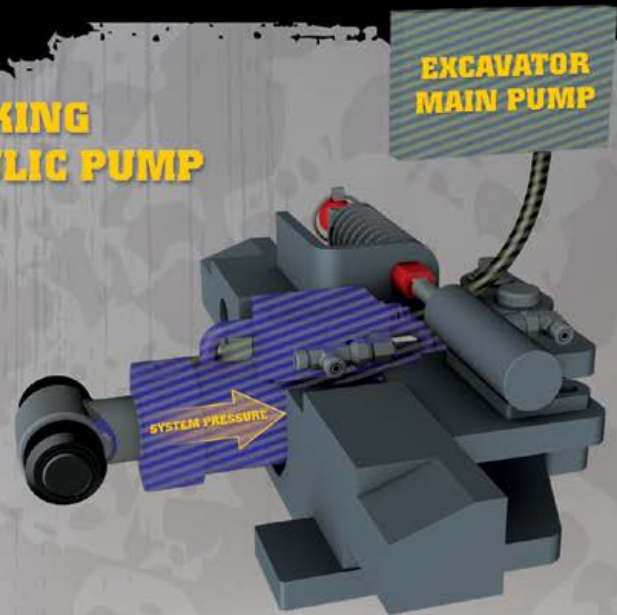
### SAFE BUCKET POSITION REQUIRED

Engaging the coupler's unlock circuit requires hydraulic pressure that is only achieved when fully curling the bucket. At full curl, the bucket is now safely resting in the coupler's front pin without risk of falling off unexpectedly.



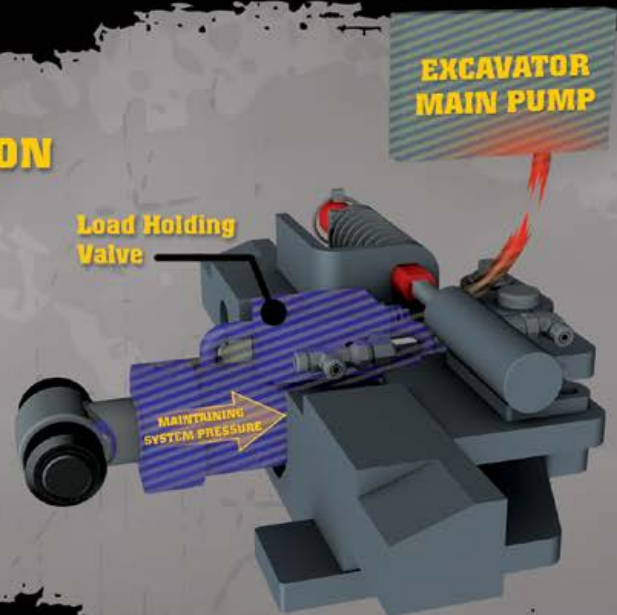
## CONSTANT SYSTEM PRESSURE ON LOCKING CYLINDER DIRECT FROM MAIN HYDRAULIC PUMP

Included with AMI Hydraulic Power Wedge Couplers are dedicated hydraulic lines connected to your machine's main hydraulic pump. These lines continuously provide full system pressure direct to the coupler's locking cylinder. Since full system pressure is always applied there is no risk of hydraulic pressure slowly slacking off and giving way. The locking cylinder is always holding tight at full system pressure.



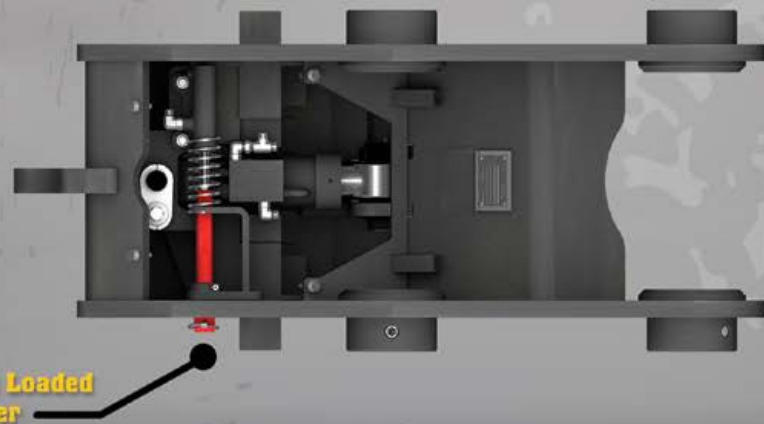
## COMPLETE SYSTEM FAILURE PROTECTION

In the accidental event that your machine completely loses system pressure, the AMI Hydraulic Power Wedge Coupler keeps you safe by maintaining hydraulic pressure inside the locking cylinder. Integrated into the locking cylinder is a load holding valve that preserves the hydraulic pressure, keeping the attachment locked tight to the coupler. Strong hydraulic pressure is required to activate the cylinder unlock which cannot occur until system pressure is regained.



## MECHANICAL SAFETY LOCK

Further ensuring safe operation of the AMI Hydraulic Power Wedge Coupler is the most innovative and reliable automatic safety lock available. The mechanical safety lock prevents the possibility of disconnection and does not rely on the operator to physically insert a pin. Using a spring-loaded hydraulic cylinder, the safety naturally stays in the locked position and requires hydraulic pressure to deactivate.





**All AMI products come with a limited 2 Year Warranty**

**Authorized Dealer**

**AMI ATTACHMENTS INC.**

**1.800.556.9452**

Phone: (519) 699-0387 Fax: (519) 699-0440  
1270 Geddes St., Hawkesville, ON, Canada NOB 1X0

**[www.amiattachments.com](http://www.amiattachments.com)**

Specifications are subject to change without notice.

EEC016854-S01-01 PRINTED IN CANADA